

SAFETY & RELIEF VALVES

Low Pressure Steam Heating Boiler Safety Valves

12-200 SERIES

Medium capacity safety valves protect ASME Section IV low pressure steam heating boilers. Cast bronze, full nozzle design features PTFE faced elastomer soft seating for dependable operation. Ideal for OEM applications.

ASME Section IV
 Sizes 2, 2-1/2" and 3"
 Factory set pressures 5-15 psi



Section IV
 Heating Boilers



APPLICATIONS:

Medium and large commercial and industrial steam heating and processing boilers.

FEATURES:

- All bronze construction
- PTFE-coated O-ring seat seal
- 3/8" NPT side tapping for drain
- Rust-proofed steel spring
- Top guided, high capacity design
- Registered in all Canadian provinces and territories, CRN #0G8547.5C
- National Board certified at 15 psig

DIMENSIONS AND WEIGHTS

Model Number	Size (in./mm.)		Wt./Ea. (lbs./kg.)	Dimensions (in./mm.)			
	Inlet NPT	Outlet NPT		A	B	C	D
12-205	2M	2F	5.1	6.00	3.75	2.62	4.00
	50	50	2.3	152	95	67	102
12-206	2-1/2M	2-1/2F	8.4	8.50	5.25	3.06	4.00
	65	65	3.8	216	133	78	102
12-208	3M	3F	11.6	9.50	6.00	3.75	4.00
	80	80	5.3	241	152	95	102

NOTE: See Capacities page 15

10-512 MATERIALS

Item	Component	Material
1	Nozzle	Bronze ASTM B584
2	Body	Bronze ASTM B584
3	O-ring	Teflon Coated EPDM
4	Drive Screw	AISI 1010 Plated CR Steel
5	Nameplate	Aluminum
6	Handle Assembly	Steel, Plated
7	Disc	Brass ASTM B-16
10	Stem	Brass ASTM B-16
11	Spring	Stainless Steel
12	Spr. Washer	AISI 1010 Plated CR steel
13	Stem Nut	Brass ASTM B-16
14	Retainer Ring	Brass ASTM B-16
15	Guide	Brass ASTM B-16

ORDERING CODE:

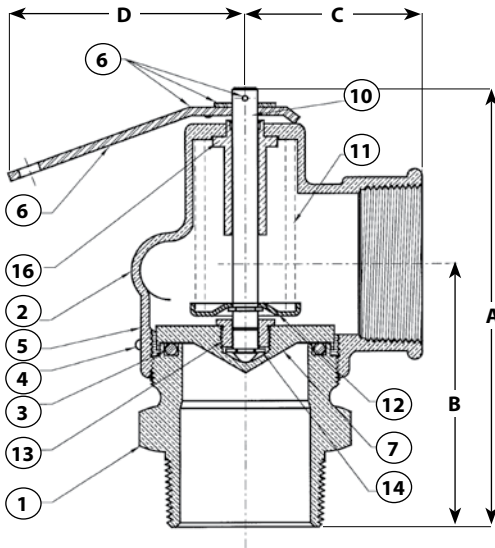
Use two-digit suffix number to indicate set pressure and body finish.

P/N SUFFIX KEY

Set Pressure psig	Suffix
5	-03
6	-04
8	-05
10	-06
12	-07
15	-08

EXAMPLE:

12-205-08
 2" 12 Series set 15 psig



SAFETY & RELIEF VALVES

Low Pressure Steam Heating Boiler Safety Valves

13 SERIES

ASME Section IV bronze safety valves protect small to medium low pressure steam heating boilers. Three design configurations feature top guiding and raised seating area for extended service life. Available top and side discharge models.

ASME Section IV

Sizes 3/4"-1-1/2"

Factory set pressure 5 to 15 psig



Section IV
Heating Boilers

APPLICATIONS:

Low pressure steam heating and supply boilers.

FEATURES:

- Flat seat, PTFE faced disc for positive seal
- Standard set pressure of 15 psig
- Positive drainage of condensate from seat area
- No. 13-101 is top outlet discharge
- Registered in all Canadian provinces and territories, CRN #0G8547.5C
- ASME and National Board certified at 15 psig

OPTIONS:

- Satin or polished chrome finishes

DIMENSIONS AND WEIGHTS

Model Number	Size (in./mm.)		Wt./100 (lbs./kg.)	Dimensions (in./mm.)			
	Inlet NPT	Outlet NPT		A	B	C	D
13-101	3/4 M	Top	64	2.87	0.94	1.25	—
	20		29.0	73	23	31	—
13-211	3/4 M	3/4 F	107	1.81	3.69	1.44	1.41
	20	20	48.5	46	93	36	35
13-202	1 M	1 F	110	2.06	3.87	1.53	1.41
	25	25	49.9	52	98	39	35
13-213	1-1/4 M	1-1/2 F	218	2.53	4.50	1.87	1.50
	32	40	98.9	64	114	47	38
13-214	1-1/2 M	2 F	320	3	5.25	2.19	1.81
	40	50	145.1	76	133	55	46
13-511	3/4 M	3/4 F	62	1.69	3.25	1.19	1.25
	20	20	28.1	42	82	30	31
13-512	3/4 F	3/4 F	59	1.19	2.75	1.19	1.25
	20	20	26.8	30	69	30	31

NOTE: See Capacities page 15

MODEL NUMBERING SYSTEM

13 - XXX	-X	-XX	-X
MODEL	FINISH	SET PRESSURE	OPTIONS
101 = 3/4" M x Top	B = Plain Brass	Set Pressure in PSIG (2 Digits)	A = Air Service (Non-ASME)
211 = 3/4" M x 3/4" F	S = Satin Chrome*		
202 = 1" M x 1" F	P = Polished Chrome*		
213 = 1-1/4" M x 1-1/2" F			
214 = 1-1/2" M x 2" F			
511 = 3/4" M x 3/4" F			
512 = 3/4" F x 3/4" F			

EXAMPLE:

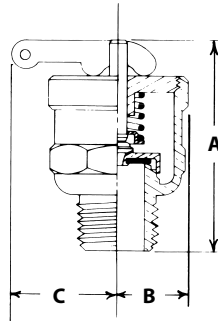
13-511-B15

3/4" 13-511 set at 15 psig

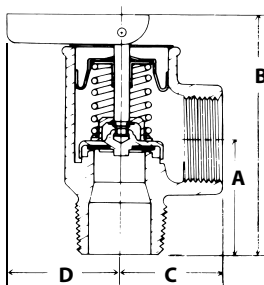
* Available on select models only



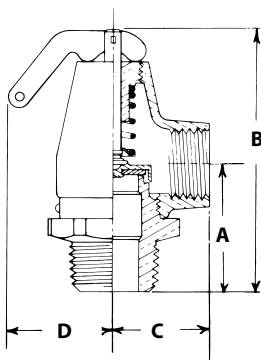
13-101



13-511



13-200



SAFETY & RELIEF VALVES

Low Pressure Steam Heating Boiler Safety Valves

14-200 SERIES

ASME Section IV

Factory set pressures from 5 to 15 psig.
Sizes 2", 2-1/2" and 3".



Section IV
Heating Boilers



APPLICATIONS:

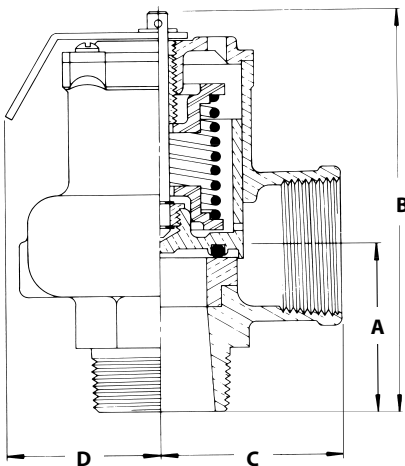
The 14 Series is an ASME Section IV high capacity steam safety valve for use with medium and large size commercial and industrial heating boilers.

FEATURES:

- One piece body, all bronze construction
- Rust proofed steel spring
- Chrome plated seat, PTFE coated disc
- PTFE coated EPDM O-ring for positive seal
- 3/8" NPT side tapping for drain connection
- Valves are capacity certified by the National Board at 15 psig only, in accordance with ASME Boiler and Pressure Vessel Code Section IV
- Registered in all Canadian provinces and territories, CRN #0G8547.5C

OPTIONS:

- Test gag available to prevent the valve from opening during hydrostatic testing of the boiler. To specify gag option, add "G" to suffix.



DIMENSIONS AND WEIGHTS

Model Number	Size (in./mm.)		Wt./Ea. (lbs./kg.)	Dimensions (in./mm.)			
	Inlet NPT	Outlet NPT		A	B	C	D
14-205	2M	2F	8.4	3.00	7.12	3.12	4.00
	50M	50F	3.8	76	181	79	101
14-206	2-1/2M	2-1/2F	13.0	3.50	8.25	3.50	4.00
	65M	65F	5.9	88	209	88	101
14-207	3M	3F	17.0	4.12	9.37	3.87	4.00
	80M	80F	7.7	104	238	98	101

NOTE: See Capacities page 15

ORDERING CODE:

Use model number and two digit suffix number to indicate size and set pressure.

P/N SUFFIX KEY

Set Pressure psig	Suffix
5	-03
6	-04
8	-05
10	-06
12	-07
15	-08

EXAMPLE:

14-206-08
2-1/2" valve set at 15 psi

Note:

- ASME IV and NB certified capacities at 15 psi only
- Valves may be set for any pressure between 5 and 15 psi. Consult factory for set pressures not listed.
- To specify test gag option add "G" to suffix.

SAFETY & RELIEF VALVES

Low Pressure Steam Heating Boiler Safety Valves



12, 13 AND 14-200 SERIES

CAPACITIES – ASME SECTION IV STEAM

Pounds per hour (Kilograms per hour) saturated steam at 33-1/3% overpressure. National Board Certified. Ratings are 90% of actual.

US Customary Units Lbs./Hr.

Model No. (in.)	12-205 2 x 2	12-206 2-1/2 x 2-1/2	12-208 3 x 3	13-101 3/4	13-202 1 x 1	13-211 3/4 x 3/4	13-213 1-1/4 x 1-1/2	13-214 1-1/2 x 2	13-511 13-512 3/4 x 3/4	14-205 2 x 2	14-206 2-1/2 x 2-1/2	14-207 3 x 3
Set Pressure psig												
5*	1,439	2,043	2,855	333	374	290	699	1,106	213	1,815	2,695	3,944
10*	1,969	2,786	3,478	372	509	383	950	1,503	310	2,483	3,686	5,394
15	2,500	3,529	4,100	410	643	475	1,200	1,900	407	3,150	4,676	6,843

Metric Units Kg./Hr.

Model No. (mm.)	12-205 50 x 50	12-206 65 x 65	12-208 80 x 80	13-101 20	13-202 25 x 25	13-211 20x20	13-213 32 x 40	13-214 40 x 50	13-511 13-512 20 x 20	14-205 50 x 50	14-206 65 x 65	14-207 80 x 80
Set Pressure barg												
0.34	653	927	1,295	151	170	131	317	502	97	823	1,222	1,789
0.69	893	1,264	1,577	169	231	174	431	682	141	1,126	1,672	2,447
1.03	1,134	1,601	1,860	186	292	215	544	862	185	1,429	2,121	3,103

*ASME Section IV and NB certified capacities at 15 psi only.

Valves may be set for any pressure between 5 and 15 psi. Consult factory for set pressures not listed.



For additional information, submittal sheets and manuals, visit www.apollovalves.com

Customer Service (704) 841-6000